

This page is intentionally blank.

Texas Education Agency
 2022-23 STAAR Performance (TAPR)
 LAKEWOOD EL (220916118) - HURST-EULESS-BEDFORD ISD - TARRANT COUNTY

	School Year	State	District	Campus	African American	Hispanic	White	American Indian	Asian	Pacific Islander	Two or More Races	Special Ed (Current)	Special Ed (Former)	Continuously Enrolled	Non-Continuously Enrolled	Econ Disadv	EB EL (Current & Monitored)

Texas Education Agency
 2022-23 STAAR Performance (TAPR)
 LAKEWOOD EL (220916118) - HURST-EULESS-BEDFORD ISD - TARRANT COUNTY

School Year	State	District	Campus	African American	Hispanic	White	American Indian	Asian	Pacific Islander	Two or More Races	Special Ed (Current)	Special Ed (Former)	Continuously Enrolled	0.855	0.894	Song	0.808	0.855	0



Texas Education Agency
 2022-23 STAAR Performance (TAPR)
 LAKEWOOD EL (220916118) - HURST-EULESS-BEDFORD ISD - TARRANT COUNTY

	School Year	State	District	Campus	African American	Hispanic	White	American Indian	Asian	Pacific Islander	Two or More Races	Special Ed (Current)	Special Ed (Former)	Continuously Enrolled	Non-Continuously Enrolled		
Reading and Mathematics	2023	35%	58%	57%	40%	52%	64%	-	100%	*	*	38%	*	61%	44%		



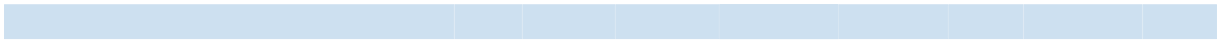

Texas Education Agency
2022-23 Progress (TAPR)
LAKEWOOD EL (220916118) - HURST-EULESS-BEDFORD ISD - TARRANT COUNTY

	School Year	State	District	Campus	African American	Hispanic	White	American Indian	Asian	Pacific Islander	Two or More Races	Special Ed (Current)	Special Ed (Former)				
--	-------------	-------	----------	--------	------------------	----------	-------	-----------------	-------	------------------	-------------------	----------------------	---------------------	--	--	--	--



Texas Education Agency
 2022-23 Bilingual Education/English as a Second Language (Current EB Students/EL) (TAPR)
 LAKEWOOD EL (220916118) - HURST-EULESS-BEDFORD ISD - TARRANT COUNTY

	School Year	State	District	Campus	Total Bilingual Education	BE-Trans Early Exit	BE-Trans Late Exit	BE-Dual										
--	-------------	-------	----------	--------	---------------------------	---------------------	--------------------	---------	--	--	--	--	--	--	--	--	--	--




Texas Education Agency
 2022-23 STAAR Participation (TAPR)
 LAKEWOOD EL (220916118) - HURST-EULESS-BEDFORD ISD - TARRANT COUNTY

	State	District	Campus	African American	Hispanic	White	American Indian	Asian	Pacific Islander	Two or More Races	Special Ed (Current)	Special Ed (Former)	Continuously Enrolled	Non-Continuously Enrolled	Econ Disadv	EB EL (Current & Monitored)
Not Included in Accountability: Other Exclusions	1%	0%	0%	0%	0%	0%	-	0%	*	0%	0%	*	0%	0%	0%	0%
Not Tested	2%	1%	2%	4%	5%	0%	-	0%	*	0%	8%	*	3%	0%	4%	11%
Absent	1%	1%	2%	4%	5%											



Texas Education Agency
2022-23 Attendance, Graduation, and Dropout Rates (TAPR)
LAKEWOOD EL (220916118) - HURST-EULESS-BEDFORD ISD - TARRANT COUNTY



Texas Education Agency
 2022-23 Attendance, Graduation, and Dropout Rates (TAPR)
 LAKEWOOD EL (220916118) - HURST-EULESS-BEDFORD ISD - TARRANT COUNTY

	State	District	Campus	African American	Hispanic	White	American Indian	Asian	Pacific Islander	Two or More Races	Special Ed	Econ Disadv	EB/EL
Class of 2022	84.3%	88.0%	-	-	-	-	-	-	-	-	-	-	-
Class of 2021	81.9%	86.2%	-	-	-	-	-	-	-	-	-	-	-
RHSP/DAP/FHSP-E/FHSP-DLA Graduates (Longitudinal Rate)													
Class of 2022	88.0%	88.0%	-	-	-	-	-	-	-	-	-	-	-
Class of 2021	85.7%	86.3%	-	-	-	-	-	-	-	-	-	-	-
RHSP/DAP Graduates (Annual Rate)													
2021-22	23.6%	-	-	-	-	-	-	-	-	-	-	-	-
2020-21	43.8%	-	-	-	-	-	-	-	-	-	-	-	-
FHSP-E Graduates (Annual Rate)													
2021-22	3.9%	0.0%	-	-	-	-	-	-	-	-	-	-	-
2020-21	3.8%	0.1%	-	-	-	-	-	-	-	-	-	-	-
FHSP-DLA Graduates (Annual Rate)													
2021-22	82.3%	86.2%	-	-	-	-	-	-	-	-	-	-	-
2020-21	80.4%	84.3%	-	-	-	-	-	-	-	-	-	-	-
RHSP/DAP/FHSP-E/FHSP-DLA Graduates (Annual Rate)													
2021-22	86.0%	86.2%	-	-	-	-	-	-	-	-	-	-	-
2020-21	84.1%	84.4%	-	-	-	-	-	-	-	-	-	-	-

Texas Education Agency
 2022-23 Graduation Profile (TAPR)
 LAKEWOOD EL (220916118) - HURST-EULESS-BEDFORD ISD - TARRANT COUNTY

	Campus Count	Campus Percent	District Count	State Count
Graduatesf(2021-22 Annual Graduates)				
Total Graduates	-	-	1,665	368,686
By Ethnicity:				
African American	-	-	331	45,227
Hispanic	-	-	516	




There is no data for this campus.

There is no data for this campus.

There is no data for this campus.

Texas Education Agency
 2022-23 Student Information (TAPR)
 LAKEWOOD EL (220916118) - HURST-EULESS-BEDFORD ISD - TARRANT COUNTY

Student Information	Membership				Enrollment			
	Campus		District	State	Campus		District	State
	Count	Percent			Count	Percent		
Students w/ Dyslexia	31	5.3%	5.3%	5.5%	31	5.3%	5.3%	5.5%
Foster Care	0	0.0%	0.1%	0.2%	0	0.0%	0.1%	0.2%
Homeless	26	4.5%	2.4%	1.3%	26	4.4%	2.4%	1.3%



Texas Education Agency
2022-23 Student Information (TAPR)
LAKEWOOD EL (220916118) - HURST-EULESS-BEDFORD ISD - TARRANT COUNTY

	--Non-Special Education Rates--			---Special Education		

Texas Education Agency
2022-23 Staff Information (TAPR)
LAKEWOOD EL (220916118) - HURST-EULESS-BEDFORD ISD - TARRANT COUNTY

Texas Education Agency
2022-23 Staff Information (TAPR)
LAKEWOOD EL (220916118) - HURST-EULESS-BEDFORD ISD - TARRANT COUNTY

- Indicates there is no data for the item.
- * Indicates results are masked due to small numbers.
- ** When only one student disability or assessment group is masked, then the second smallest student disability or assessment group is masked regardless of size.
- n/a Indicates data reporting is not applicable for this group.
- ? Indicates that the data for this item were statistically improbable or were reported outside a reasonable range.

Link to: [PEIMS Financial Standard Reports 2021-22 Financial Actual Report](#)

(To open link in a new window, press the "Ctrl" key and click on the link.)